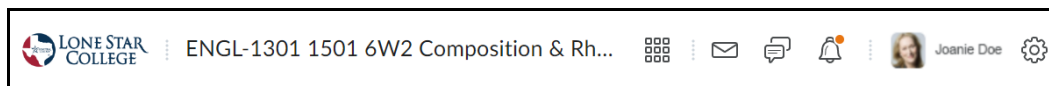


Navigate D2L

Last Modified on 08/25/2023 2:48 pm CDT

Pages in D2L have been designed so that the layout is similar across all courses.




The Minibar

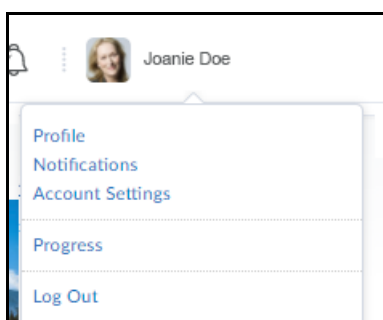


The Minibar shows from left to right:

- **The Lone Star College** logo links to **My Home**. Click on it to see your course list.
- The name of the course you are currently in is next.



- The course list icon brings up a list of your courses and enables you to pin them to the top of the list. Click a pin icon to do so.
- The Alerts:
 -  Messages alert: Unread mail
 -  Subscriptions alert: New posts in subscribed discussions
 -  Updates alert: New announcements, dates, new & updated grades
- Your name and Personal Menu



1. Click on your name to access the Personal menu.
2. Click on an item to edit settings, view progress or log out.
 - A. **Profile**
 - B. **Notifications**
 - C. **Account Settings**
 - D. **Progress**
 - E. **Logout**

The Navbar

Content Grades Course Activities ▾ Collaboration ▾ Support

- **Content:** Takes you to the learning materials provided to you by your instructor.
 - **Grades:** View current grades.
 - **Course Activities:** Assessments currently available.
 - Assignments
 - Attendance
 - Class Progress
 - Quizzes
 - Quickly Attendance
 - YuJa Video Platform
 - **Collaboration:** Tools that may be used in the course for communication.
 - Awards
 - Chat
 - Classlist
 - Discussions
 - Email
 - ePortfolio
 - Groups
 - WebEx
 - Zoom Meetings
 - **Support:**
 - Virtual Learning Assistance Center (Other provisions available.)
-